



Make a Felt Bunny



MATERIALS

Felt

← 8.5" x 11" ↓



Stuffing



Straight Pins





Needle + Thread



Button

Scissors






Step 3
Cut out
felt pieces.



Step 4

Sew on the nose,
bow, heart, flower,
and eye button to
the front body
piece. Sew on
the insides of
the ears.





Step 5 Tuck in the tail, ears, and pink strap and pin down.



Step 6

Pin the two sides together and begin to sew around.

Leave open for stuffing.

