



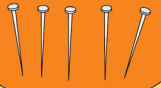
INSTRUCTIONS

1

Materials

If you don't like to sew, you can use craft glue instead!

Straight Pins



Felt in 5 colors
(Plus one thicker Blue Sheet)

Orange

Light Yellow

Dark Yellow

Red


Black

White

Blue

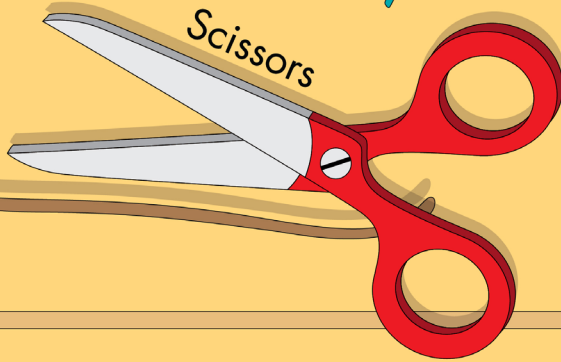
Needle & Embroidery Thread

(in orange, yellow, red, black, blue, white)



12" Length of Twine

Scissors

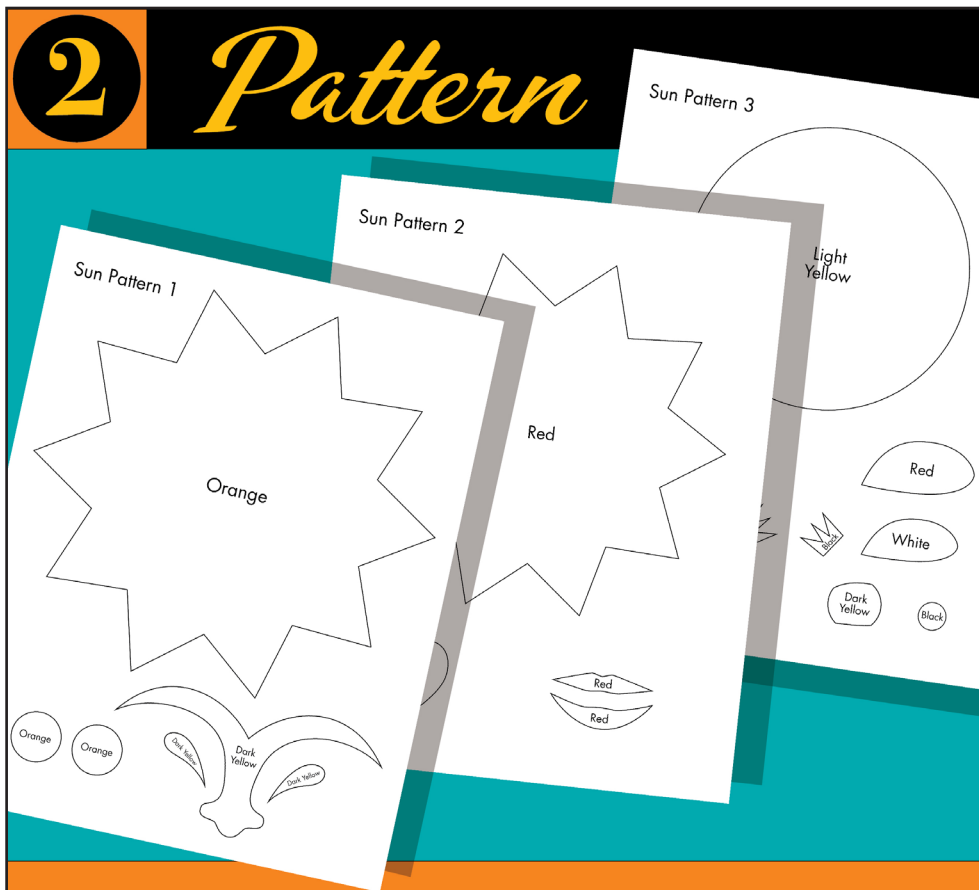


12" Dowel



2

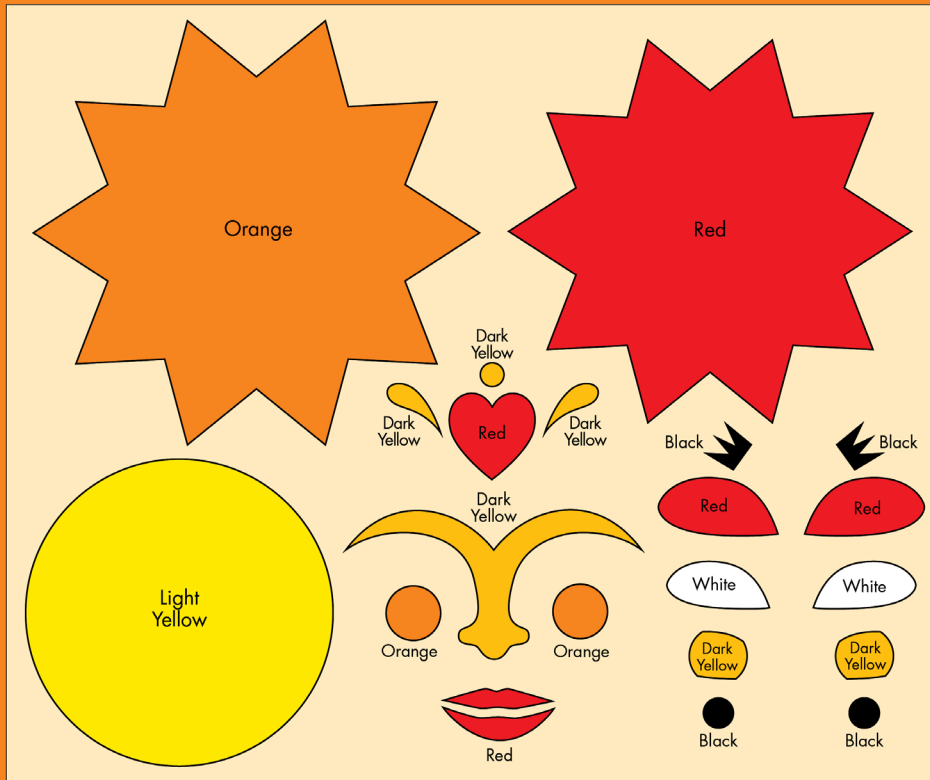
Pattern



Download at <https://bit.ly/3PqkbVT>

3

Use the pattern sheets to cut out the felt pieces. It may be helpful to pin the patterns to the felt with straight pins, then cut around the outlines.



Start to Sew!

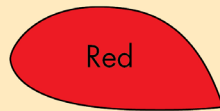


4

Sew the EYES! Use small, close stitches around the edges of the shapes. Use thread to match the color of the shape you are sewing down.



Black



Red



White



Dark Yellow



Black

1



2



3

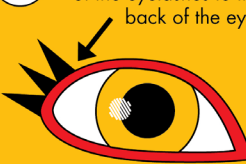


4



To make a highlight, use white thread and sew small stitches in a little circle.

5


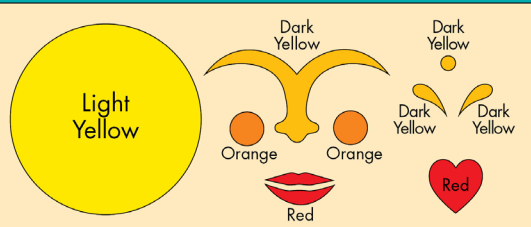


Sew the bottom edge of the eyelashes to the back of the eye.



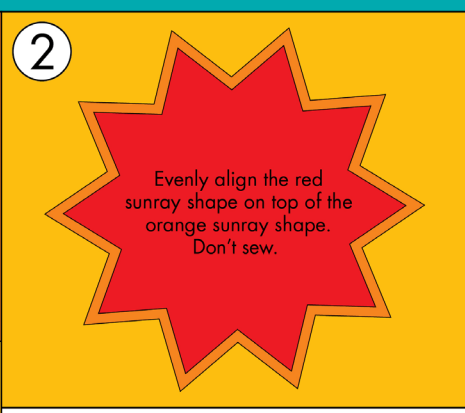
Be careful not to let the stitches show through to the front!



5 Sew on the Face!



6 Add the Eyes & Rays!



7

Prepare the Banner


The thick black felt sheet will be the banner surface. Fold over the top about 1 inch to make a sleeve for the dowel to slide through. Sew along the bottom edge of the fold (using blue thread). This will be the back side of the banner.

Fold over the top about 1 inch

Sew along the edge to make a sleeve.



The dowel slides through.




8

Sew on the Sun!

Center the sun on the blue banner surface and sew around the yellow edge of the face. Sew through the sunrays to secure the sun to the blue banner. Leave the tips of the sunrays loose.

Use yellow thread.



Leave sunrays loose.



Use yellow thread to sew around the sun face. Don't worry if your sun is tilted a little. Like this one!

Tie on the Twine...

9

...and You're Done!

